

As of June 6, 2022



Weekly Neighbor Engagement Analysis

*Summary & Comprehensive Analysis of
American Rescue Plan Act Survey Results*

Presented to:
Members of the
Town Council
and all Neighbors

Presented by:
Stanley Hawthorne
Town Manager



LOCAL
GOVERNMENT
SOLUTIONS



Table of Contents

- 01 Weekly Progress Results
- 02 Are you a resident or property owner in Bloomfield?
- 02 How Many People Live in your Residence?
- 03 Are you a resident or property owner in Bloomfield?
- 04 Sex
- 04 Race
- 05 Ethnicity
- 05 I understand that the ARPA funding can only be used for purposes specified by the U.S. Treasury ...
- 06 How likely are you to support the use of ARPA fund for projects involving ...
- 07 Survey Approval Status
- 08 ARPA Engagement Plan Timeline Update

Weekly Progress Results

Survey Results
As of June 6, 2022

The Town of Bloomfield is presently in the process of conducting a public survey in connection with an allocation of Federal funds under the American Rescue Plan Act of 2021 (ARPA). The survey was publicly released on May 17, 2022 and is intended to inform Town officials as to the needs and preferences of the various stakeholders for the ARPA funds.

This interim analysis provides a summary of survey responses as of June 6, 2022. Summary data and charts are included . Identifying information is not included

INTERIM
Survey Responses
As of June 6, 2022:

292



As of June 6, 2022

ARPA Survey Results

Are you a resident or property owner in Bloomfield?

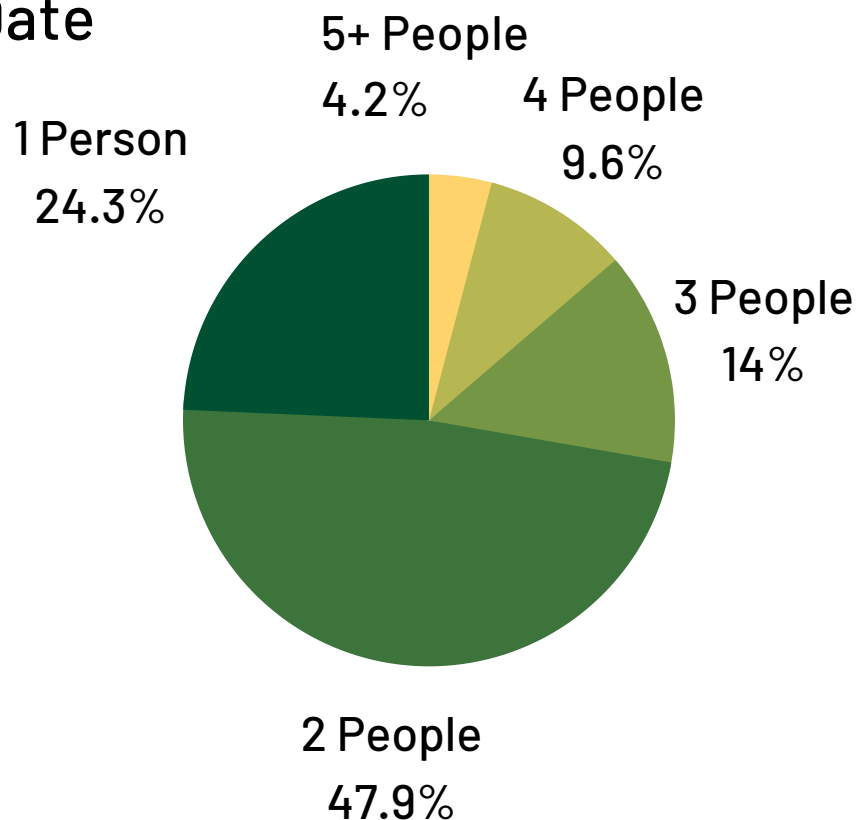
Responses to Date



ARPA Survey Results

How Many People Live in your Residence?

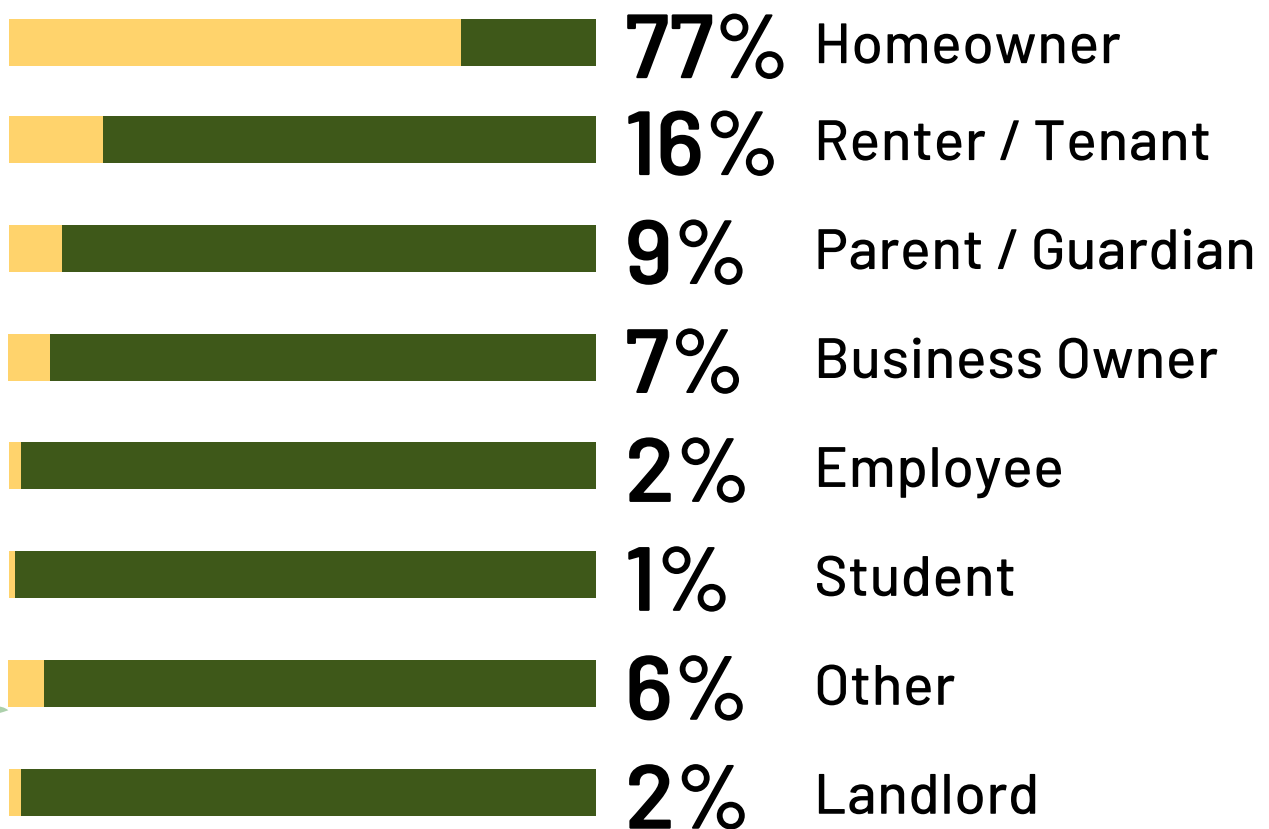
Responses to Date



ARPA Survey Results

Are you a resident or property owner in Bloomfield?

Responses to Date



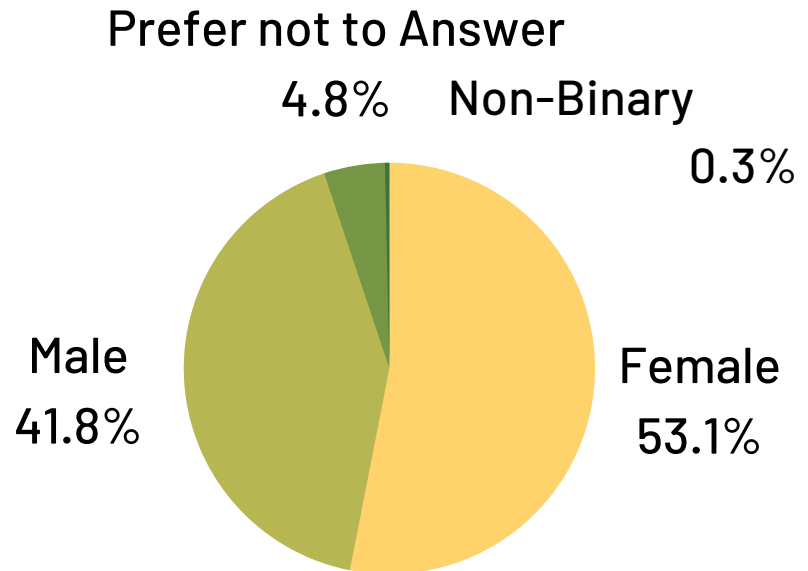
Other Responses Included:

- Resident of Seabury / Senior
- Volunteer
- Retired BOE Employee
- Retired / Fixed Income
- Farmer
- BOE Member
- Unemployed
- Homeowners Spouse

As of June 6, 2022

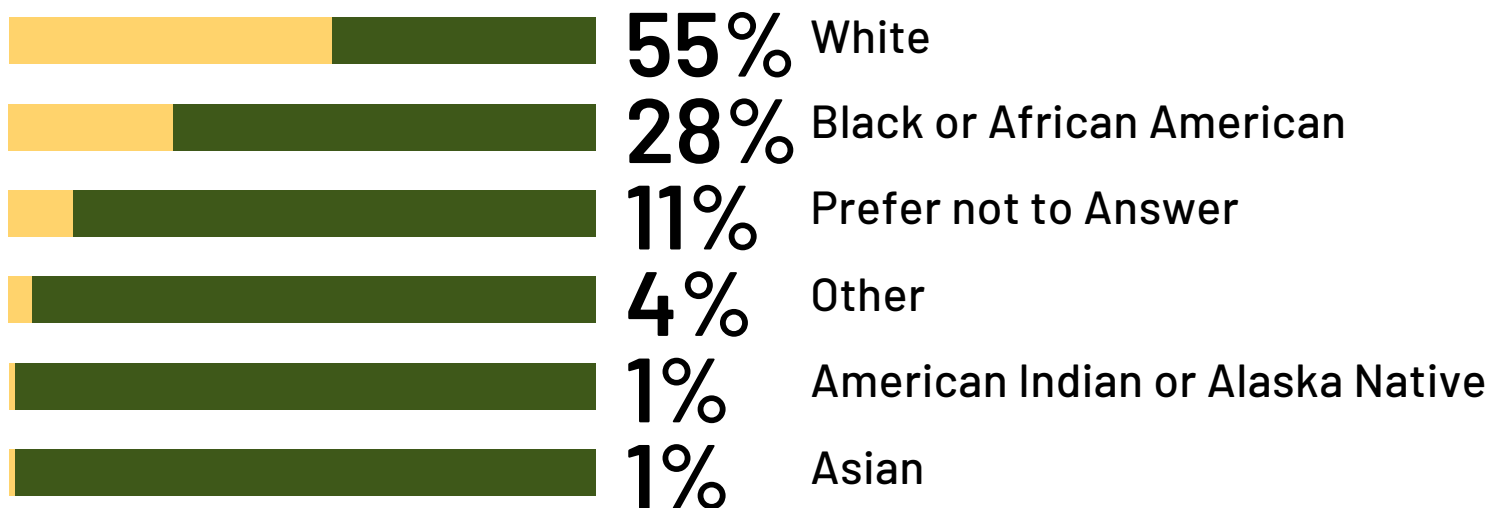
ARPA Survey Results Sex

Responses to Date



ARPA Survey Results Race

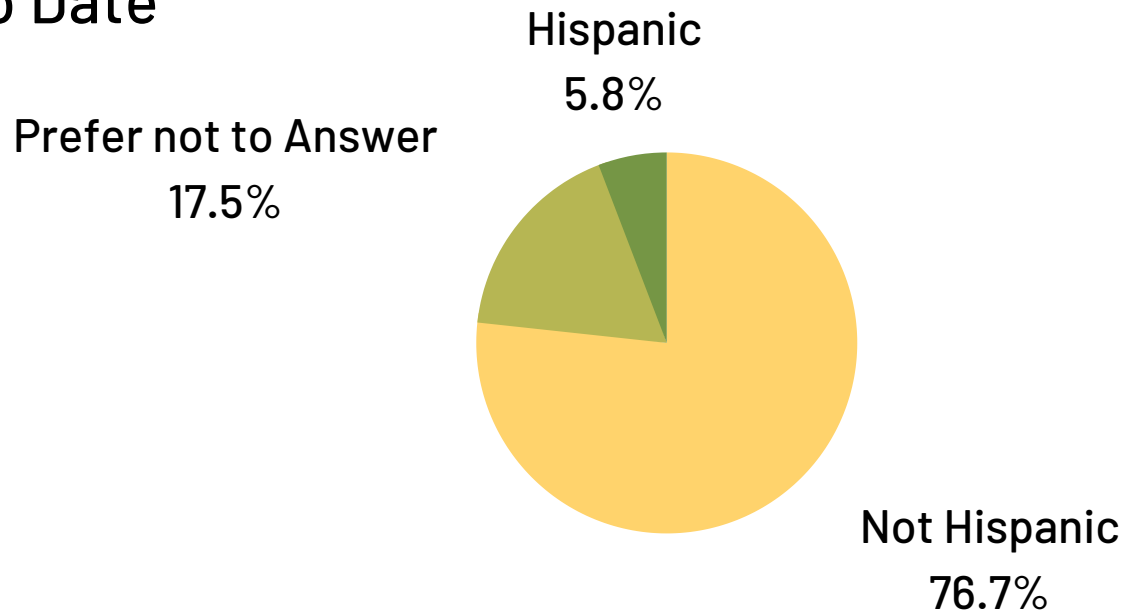
Responses to Date



As of June 6, 2022

ARPA Survey Results
Ethnicity

Responses to Date



ARPA Survey Results

I understand that the ARPA funding can only be used for purposes specified by the U.S. Treasury ...

Responses to Date



ARPA Survey Results

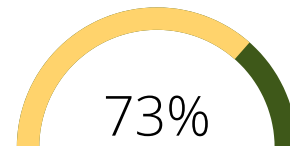
How likely are you to support the use of ARPA fund for projects involving ...

Responses to Date

Project Category

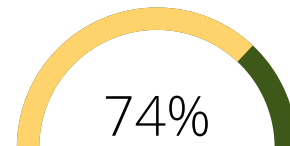
% Approval *

Provision of Government Services



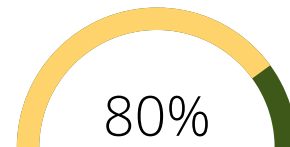
73%

Negative Economic Impacts



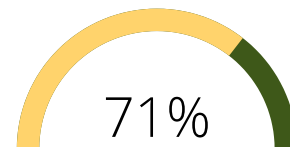
74%

Public Health Response



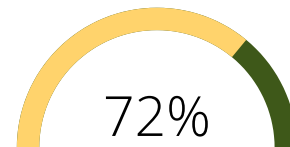
80%

Premium Pay to Essential Workers



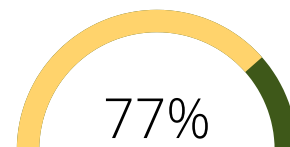
71%

Broadband Infrastructure



72%

Water & Sewer Infrastructure



77%

**Respondents were asked to rank each category from 1 to 10 (0 – Not Likely to 10 – Extremely Likely). The above numbers reflect the average ranking after being converted to a percentage.*

As of June 6, 2022

ARPA Survey Results

**On a Scale of 1-10 Stars, Please Let Us
Know How Helpful you Found this Survey**

Survey Approval Status

Average Rating:



Questions? Contact us.

Office of the Town Clerk
860-769-3507

